



Mono 310W PERC Black Module JAM60S02 290-310/PR Series

Introduction

Powered by high-efficiency PERCIUM cells, this series of high-performance modules provides the most cost-effective solution for lowering the LCOE of any PV systems large or small.



5 busbar solar cell design



Higher output power



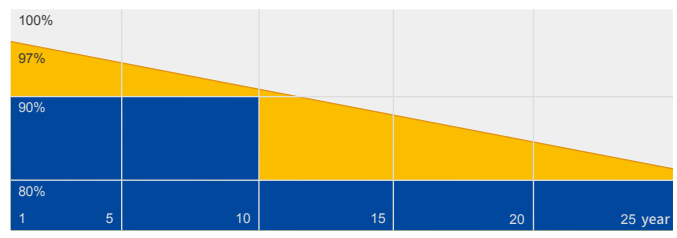
Excellent low-light performance



Lower temperature coefficient

Superior Warranty

- 12-year product warranty
- 25-year linear power output warranty



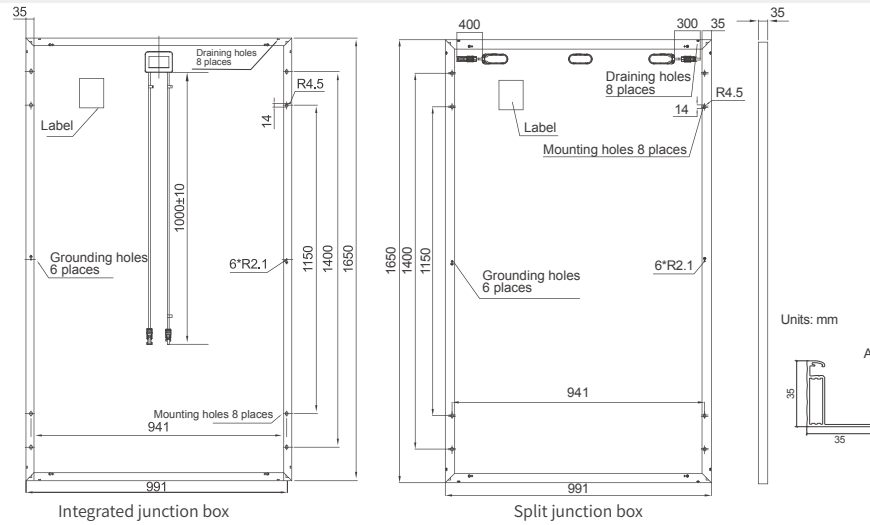
■ JA Linear Power Warranty ■ Industry Warranty

Comprehensive Certificates

- IEC 61215, IEC 61730
- ISO 9001: 2015 Quality management systems
- ISO 14001: 2015 Environmental management systems
- OHSAS 18001: 2007 Occupational health and safety management systems
- IEC TS 62941: 2016 Terrestrial photovoltaic (PV) modules – Guidelines for increased confidence in PV module design qualification and type approval



MECHANICAL DIAGRAMS



SPECIFICATIONS

Cell	Mono
Weight	18.2kg±3%
Dimensions	1650mm×991mm×35mm
Cable Cross Section Size	4mm ²
No. of cells	60(6x10)
Junction Box	IP67, 3 diodes
Connector	MC4 Compatible
Packaging Configuration	30 Per Pallet

Remark: customized frame color and cable length available upon request

ELECTRICAL PARAMETERS AT STC

TYPE	JAM60S02 -290/PR	JAM60S02 -295/PR	JAM60S02 -300/PR	JAM60S02 -305/PR	JAM60S02 -310/PR
Rated Maximum Power(Pmax) [W]	290	295	300	305	310
Open Circuit Voltage(Voc) [V]	39.46	39.64	39.85	40.05	40.30
Maximum Power Voltage(Vmp) [V]	31.80	32.03	32.26	32.57	32.84
Short Circuit Current(Isc) [A]	9.57	9.66	9.75	9.85	9.91
Maximum Power Current(Imp) [A]	9.12	9.21	9.30	9.37	9.44
Module Efficiency [%]	17.7	18.0	18.3	18.7	19.0
Power Tolerance	0~+5W				
Temperature Coefficient of Isc(α _{Isc})	+0.060%/°C				
Temperature Coefficient of Voc(β _{Voc})	-0.300%/°C				
Temperature Coefficient of Pmax(γ _{Pmp})	-0.380%/°C				
STC	Irradiance 1000W/m ² , cell temperature 25°C, AM1.5G				

Remark: Electrical data in this catalog do not refer to a single module and they are not part of the offer.They only serve for comparison among different module types.

ELECTRICAL PARAMETERS AT NOCT

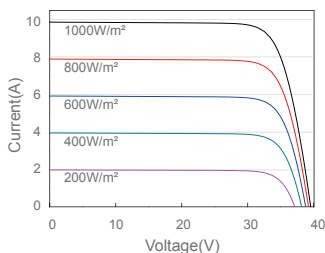
TYPE	JAM60S02 -290/PR	JAM60S02 -295/PR	JAM60S02 -300/PR	JAM60S02 -305/PR	JAM60S02 -310/PR
Rated Max Power(Pmax) [W]	213	217	221	224	228
Open Circuit Voltage(Voc) [V]	36.34	36.57	36.75	36.95	37.15
Max Power Voltage(Vmp) [V]	29.56	29.63	29.69	29.90	30.18
Short Circuit Current(Isc) [A]	7.61	7.69	7.78	7.86	7.93
Max Power Current(Imp) [A]	7.21	7.32	7.43	7.50	7.55
NOCT	Irradiance 800W/m ² , ambient temperature 20°C, wind speed 1m/s, AM1.5G				

OPERATING CONDITIONS

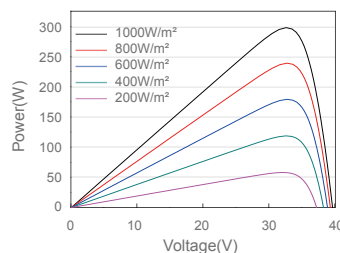
Maximum System Voltage	1000V DC(IEC)
Operating Temperature	-40°C~+85°C
Maximum Series Fuse	20A
Maximum Static Load,Front	5400Pa
Maximum Static Load,Back	2400Pa
NOCT	45±2°C
Application Class	Class A

CHARACTERISTICS

Current-Voltage Curve JAM60S02-300/PR



Power-Voltage Curve JAM60S02-300/PR



Current-Voltage Curve JAM60S02-300/PR

